

Hi all,

Hope you all had a lovely bank holiday!

Below is the **suggested work** for the next fortnight. This time we're working from Wednesday to Wednesday instead of Monday to Monday. Again, there is no pressure on anyone to complete everything listed, just do what you can. Feel free to pick and choose what suits you best from the different options below. Also, I know there are a lot of pages but don't worry, there are a lot of pictures for music and PE. ☺

Well done on all your efforts so far. You're nearly there! ☺

Slán go fóill,

Miss Kavanagh

Weds 3rd June - Tues 9th June

Maths

<u>Wednesday</u> <u>3/6/20</u>	<u>Thursday</u> <u>4/6/20</u>	<u>Friday</u> <u>5/6/20</u>	<u>Monday</u> <u>8/6/20</u>	<u>Tuesday</u> <u>9/6/20</u>
<u>Master Your Maths</u> Week 24 Monday p. 52 <u>BAM</u> Ch. 31 'Area' p. 161 <u>Tables</u> ÷5 <u>Tables</u> <u>Champion</u> p.33	<u>Master Your Maths</u> Week 24 Tuesday p. 52 <u>Shadow Book</u> 'Area' p.65 <u>Tables</u> ÷5 <u>Tables</u> <u>Champion</u> p.33	<u>Master Your Maths</u> Week 24 Wednesday p.53 <u>BAM</u> Ch. 31 'Area' p.162 Q1-3 <u>Tables</u> ÷5 <u>Tables</u> <u>Champion</u> p.33	<u>Master Your Maths</u> Week 24 Thursday p.53 <u>BAM</u> Ch. 31 'Area' p.164 <u>Tables</u> ÷5 <u>Tables</u> <u>Champion</u> p.33	<u>Master Your Maths</u> Week 24 Test p.89 <u>Shadow Book</u> 'Area' p.66

Useful links on CJ Fallon to support pages on Area

p.161

http://data.cjfallon.ie/resources/20684/BAM3_Tutorial_100/lessons/BAM3_Tutorial_100/index.html

p.162

http://data.cjfallon.ie/resources/20684/BAM3_Tutorial_101/lessons/BAM3_Tutorial_101/index.html

p.164

http://data.cjfallon.ie/resources/20684/BAM3_Tutorial_102/lessons/BAM3_Tutorial_102/index.html

Béarla

<u>Wednesday</u> <u>3/6/20</u>	<u>Thursday</u> <u>4/6/20</u>	<u>Friday</u> <u>5/6/20</u>	<u>Monday</u> <u>8/6/20</u>	<u>Tuesday</u> <u>9/6/20</u>
<p>Spelling: <u>Spellbound</u> Week 31 Ex. 1 p.64 Block 109</p> <p>Class Novel: <u>Charlotte's Web</u> Read Chapter 15</p> <p><u>Crazy Carnivals</u> Unit 37 'School Tour' p.132+133 Q 1-4 p. 133</p>	<p>Spelling: <u>Spellbound</u> Week 31 Ex. 2 p.64 Block 110</p> <p>Class Novel: <u>Charlotte's Web</u> Read Chapter 16</p> <p>Handwriting: <u>Ready Steady</u> <u>Write</u> Complete next page.</p>	<p>Spelling: <u>Spellbound</u> Week 31 Ex. 3 p.65 Block 111</p> <p>Class Novel: <u>Charlotte's Web</u> Read Chapter 17</p> <p><u>New Treasury</u> p.66+67 <i>Make a Healthy</i> <i>Lunchtime Wrap</i> Ex. A p.67</p>	<p>Spelling: <u>Spellbound</u> Week 31 Ex. 4 p.65 Block 112</p> <p>Class Novel: <u>Charlotte's Web</u> Read Chapter 18</p> <p>Word Study: <u>New Treasury</u> <i>Antonyms</i> and <i>Phonics: ou/ow</i> p.68</p>	<p>Spelling: <u>Spellbound</u> Week 31 Ex. 5 p.65</p> <p>Grammar: <i>Pronouns</i> p.69</p> <p>Novel Work: Choose an activity from below to complete on "Charlotte's Web"</p>

Charlotte's Web

1. Spider Sense: What can you find out about spiders? Use books and the internet to do some research. Present your findings on a poster or leaflet. Make it interesting and eye-catching.
2. Persuasive Pig: Imagine you are Charlotte, writing a letter in your web to persuade the Zuckermans to spare Wilbur's life. Use persuasive (convincing) language, an emotional tone and well-reasoned arguments to make your case.
3. Spin a Web: Draw a timeline of Charlotte's role in the story so far. Include all of the key events that she has been involved in. How do you think her part in the story will end?
4. Humble: Find as many synonyms (words with the same meaning) as you can for **HUMBLE**, the last word Charlotte weaves into her web. Write down in your own words what this word means, and how it applies to the characters.

Gaeilge

<u>Dé Céadaoin</u> 3/6/20	<u>Déardaoin</u> 4/6/20	<u>Dé hAoine</u> 5/6/20	<u>Dé Luain</u> 8/6/20	<u>Dé Máirt</u> 9/6/20
<u>Ceartlitriú</u> Súil Siar C Ex. A lch.41	<u>Ceartlitriú</u> Súil Siar C Ex. B lch.41	<u>Ceartlitriú</u> Súil Siar C Ex. C lch.41	<u>Ceartlitriú</u> Súil Siar C Ex. D lch.42	<u>Ceartlitriú</u> Súil Siar C Ex. E lch.42
<u>Briathra</u> Aimsir Chaite – Déan (to do/to make) lch. 87	<u>Briathra</u> Aimsir Chaite – Déan (to do/to make) lch. 87	<u>Briathra</u> Aimsir Chaite – Déan (to do/to make) lch. 87	<u>Briathra</u> Aimsir Chaite – Faigh (to get) lch. 89	<u>Briathra</u> Aimsir Chaite – Faigh (to get) lch. 89
Bris an cód chun scéal a scríobh. (Dé Céadaoin)	Bris an cód chun scéal a scríobh. (Déardaoin)	Bris an cód chun scéal a scríobh. (Dé hAoine)	Bris an cód chun scéal a scríobh. (Dé Luain)	Bris an cód chun scéal a scríobh. (Dé Máirt)
				Tarraing pictiúr den scéal.

Briathra: Aimsir Chaite – Déan (to do/to make) lch. 87

Dé Céadaoin (3/6/20)

1. (Déan mé) m'obair bhaile aréir.
2. (Déan sí) cáca mór sa chistin.

Déardaoin (4/6/20)

1. (Ní dean siad) an dinnéar aréir.
2. (An dean tú) cáca riamh?

Dé hAoine (5/6/20)

1. (Déan sinn) teach beag sa ghairdín
2. (Déan Mamó) arán an tseachtain seo caite.

Briathra: Aimsir Chaite – Faigh (to get) lch. 89

Dé Luain (8/6/20)

1. (Faigh mé) cóta nua.
2. (An faigh tú) cárta Nollag anuraidh.

Dé Máirt (9/6/20)

1. (Ní faigh said) uisce tar éis an cluiche.
2. (Faigh sinn) bainne ar scoil anuraidh.

Bris an cód

A	Á	B	C	D	E	É	F	G	H	I	Í	L	M	N	O	Ó	P	R	S	T	U	Ú
3	6	9	12	15	18	21	24	27	30	33	36	39	42	45	48	50	54	56	60	64	66	70

Each bracket stands for a letter. Use your answer to find the matching letter in the grid above.

Dé Céadaoin (4 focail)

(8x8) (2x3) (7x8) (6x8) (10x6) (57+3) (3x1) (6x10) (1+2) (40-1) (3x6) (1x3) (3x3) (2+1) .

Déardaoin (4 focail)

(8x8) (6x1) (3x1) (6x10) (3x4) (6x8) (8x7) (9x5) (6-3) (2x6) (6x5) (8x8) (3x11) (5x9) (9x5) .

Dé hAoine (4 focail)

(8×8) $(3+3)$ (6×7) $(1+2)$ (3×5) (7×8) $(4-1)$ (10×6) $(6-3)$ $(70-10)$ (6×3) (8×6) (6×7)
 (7×8) $(9-6)$.

Dé Luain (5 focail)

$(60+4)$ $(7-1)$ (3×3) (6×11) (11×3) (5×3) (3×7) (3×1) $(42-3)$
 $(30+9)$ (9×2) (3×11) $(30-3)$ (10×3) $(35-2)$ (10×6) $(4-1)$ (3×9) (7×6) $(8-5)$ (6×7) $(5-2)$ (12×3) .

Dé Máirt (3 focail)

(9×5) (6×6) $(36+3)$ $(60-4)$ (8×6) (6×10) $(63-3)$ $(7-4)$ $(51+9)$ (2×3) (10×6) (8×8) $(2+1)$.

SPHE

- Being Kind to Yourself

We often think about how we can be kind to others and what effect our behaviour has on other people. Have you ever thought about how you can be kind to yourself? This is more important now, during these strange times, more than ever. Fill an A4 page with different shaped hearts and write your own ideas about how you can be kind to yourself. Some ideas are given in the image below. Colour these hearts in as you carry them out to be kind to yourself.



Religion

- Grow In Love

Theme 9: The Pilgrim Church | Lesson 1

Pilgrimages at Home and Abroad p.76-78

Weds 10th June - Weds 17th June

Maths

<u>Wednesday</u> <u>10/6/20</u>	<u>Thursday</u> <u>11/6/20</u>	<u>Friday</u> <u>12/6/20</u>	<u>Monday</u> <u>15/6/20</u>	<u>Tuesday</u> <u>16/6/20</u>	<u>Wednesday</u> <u>17/6/20</u>
<u>Master Your Maths Week</u> 25 Monday p. 54 <u>BAM Ch. 32</u> 'Capacity' p. 165 *1000ml = 1 litre <u>Tables ÷7</u> <u>Tables Champion</u> p.35	<u>Master Your Maths Week</u> 25 Tuesday p. 54 <u>BAM Ch. 33</u> 'Capacity' p. 166 <u>Tables ÷7</u> <u>Tables Champion</u> p.35	<u>Master Your Maths Week</u> 25 Wednesday p. 55 <u>BAM Ch. 33</u> 'Capacity' p. 167 <u>Tables ÷7</u> <u>Tables Champion</u> p.35	<u>Master Your Maths Week</u> 25 Thursday p. 55 <u>BAM Ch. 33</u> 'Capacity' p. 168 <u>Tables ÷7</u> <u>Tables Champion</u> p.35	<u>Master Your Maths Week</u> 25 Test p. 90 Code Cracker (see below) <u>Tables ÷7</u>	<u>BAM A</u> Quick Look Back p.160

Answer the questions below to crack the code.

What do you get if you cross a spy and a goldfish?

90	149	668	75	9

66	26	24	59
4	4	0	7

D = $326+271 =$ ___

S = $63\div 7 =$ ___

M = 632, 641, 650, 659, ___

A = $541-392 =$ ___

E = $\frac{1}{2}$ of 150 = ___

O = Double 132.

N = 10 greater than 230.

P = $3426g-2762g =$ ___

J = Multiply 9 by 10.

Extra activities on Capacity in Shadow Book p. 67+68

Useful tutorial links on CJ Fallon website:

p.165

http://data.cjfallon.ie/resources/20684/BAM3_Tutorial_103/lessons/BAM3_Tutorial_103/index.html

p.166

http://data.cjfallon.ie/resources/20684/BAM3_Tutorial_104/lessons/BAM3_Tutorial_104/index.html

p.167 Addition of litres (l) and millilitres (ml)

http://data.cjfallon.ie/resources/20684/BAM3_Tutorial_105/lessons/BAM3_Tutorial_105/index.html

p.167 Subtraction of litres (l) and millilitres (ml)

http://data.cjfallon.ie/resources/20684/BAM3_Tutorial_106/lessons/BAM3_Tutorial_106/index.html

Béarla

<u>Wednesday</u> <u>10/6/20</u>	<u>Thursday</u> <u>11/6/20</u>	<u>Friday</u> <u>12/6/20</u>	<u>Monday</u> <u>15/6/20</u>	<u>Tuesday</u> <u>16/6/20</u>	<u>Wednesday</u> <u>17/6/20</u>
<p>Spelling: <u>Spellbound</u> Week 32 – Revision Ex. 1 p.66</p> <p>Class Novel: <u>Charlotte’s</u> <u>Web</u> Read Chapter 19</p> <p>Handwriting : <u>Ready</u> <u>Steady Write</u> Complete next page.</p>	<p>Spelling: <u>Spellbound</u> Week 32 - Revision Ex. 2 p.66</p> <p><u>Sneak</u> <u>Thieves</u> Unit 35 ‘The Big Toe Read p.126+127 Complete purple activities on p.128 in your copy</p>	<p>Spelling: <u>Spellbound</u> Week 32 - Revision Ex. 3 p.67</p> <p>Class Novel: <u>Charlotte’s</u> <u>Web</u> Read Chapter 20</p> <p><u>Sneak</u> <u>Thieves</u> <i>Synonyms</i> <i>and antonyms</i> p.129 Blue and Red box</p>	<p>Spelling: <u>Spellbound</u> Week 33 - Revision Ex. 1 p.68</p> <p>Poetry: <u>New</u> <u>Treasury</u> “<i>Building</i> <i>Site</i>” p.72 Q1-4 p.73</p> <p>Word Study: <u>New</u> <u>Treasury</u> <i>Similes</i> p.74</p>	<p>Spelling: <u>Spellbound</u> Week 33 - Revision Ex. 2 p.69</p> <p>Poetry: <u>New</u> <u>Treasury</u> “<i>Building</i> <i>Site</i>” p.72 Q5-8 p.73</p> <p>Phonics: <i>Au/aw</i> p.74</p>	<p>Spelling: <u>Spellbound</u> Week 33 - Revision Ex. 3 p.69</p> <p>Novel Work: Choose one of the activities from below to complete on “Charlotte’s Web”</p>

Charlotte’s Web

1. Poster Pig: Design a poster to advertise the fair and persuade people to come. Use tempting descriptions of Zuckerman’s Famous Pig!
2. Introducing.... Imagine you have the task of introducing Wilbur to the crowds at the fair. Write an outstanding opening to introduce the star of the show!
3. Predicting.... With only two chapters left in the novel write your prediction on how you think the story will finish.

Gaeilge

<u>Dé Céadaoin</u>	<u>Déardaoin</u>	<u>Dé hAoine</u>	<u>Dé Luain</u>	<u>Dé Máirt</u>	<u>Dé Céadaoin</u>
<u>10/6/20</u>	<u>11/6/20</u>	<u>12/6/20</u>	<u>15/6/20</u>	<u>16/6/20</u>	<u>17/6/20</u>
<u>Cearlitriú</u> Súil Siar D Ex. A lch.55	<u>Cearlitriú</u> Súil Siar D Ex. B lch.55	<u>Cearlitriú</u> Súil Siar D Ex. C lch.56	<u>Cearlitriú</u> Súil Siar D Ex. D lch.56	<u>Briathra</u> Aimsir Chaite – Ith (to eat) lch. 93	<u>Briathra</u> Aimsir Chaite – Ith (to eat) lch. 93
<u>Briathra</u> Aimsir Chaite – Feic (to see) lch. 91	<u>Briathra</u> Aimsir Chaite – Feic (to see) lch. 91	<u>Briathra</u> Aimsir Chaite – Feic (to see) lch. 91	<u>Briathra</u> Aimsir Chaite – Ith (to eat) lch. 93	Bris an cód agus tarraing pictiúr.	Bris an cód agus tarraing pictiúr.

Briathra: Aimsir Chaite – Feic (to see) lch. 91

Dé Céadaoin (10/6/20)

1. (Feic mé) madra sa pháirc.
2. (Feic sinn) ár cairde inné.

Déardaoin (11/6/20)

1. (An feic tú) an moncaí ag léim sa zú?
2. (Ní feic mé) an moncaí ag léim.

Dé hAoine (12/6/20)

1. (Feic sé) eilifint ag ól uisce.
2. (Feic siad) tíogar ag ithe feoil.

Briathra: Aimsir Chaite – Ith (to eat) lch. 93

Dé Luain (15/6/20)

1. (Ith sinn) ár mbricfeasta sa chistin ar maidin.
2. (An ith tú) an cáca?

Dé Máirt (16/6/20)

1. (Ith mé) ceapaire inné.
2. (Ní ith siad) seacláid anocht.

Dé Céadaoin (17/6/20)

1. (Ith sé) borgaire agus sceallóga.
2. (Ith sí) iasc sa bhialann aréir.

Bris an cód agus tarraing pictiúr.

A	Á	B	C	D	E	É	F	G	H	I	Í	L	M	N	O	Ó	P	R	S	T	U	Ú
3	6	9	12	15	18	21	24	27	30	33	36	39	42	45	48	50	54	56	60	64	66	70

Dé Máirt (16/6/20)

Bris an cód agus tarraing pictiúr.

(2+1) (3x9) (53+7) (9x5) (3x2) (6x7) (5x6)

Dé Céadaoin (17/6/20)

Bris an cód agus tarraing pictiúr.

(6÷2) (30-3) (15-3) (7-4) (38+7) (3x1) (5x3) (21+9)

SPHE

- Reflect on how you were kind to yourself throughout the past week and how this made you feel. Look over your sheet and see if you have completed all your ideas on how to be kind yourself. **Continue to be kind to yourself ☺**
- Complete some of the following “Random Acts of Kindness” in order to make others good during these tough times. Actions often speak louder than words.
 1. Run a bubble bath for a grown up.
 2. Make some food for somebody.
 3. Send a postcard to a friend.

4. Set the table for dinner.
5. Wash somebody's car.
6. Donate old clothes and/or toys.
7. Empty the dishwasher or clean up.
8. Leave a secret message for somebody.
9. Make a birdfeeder.
10. Phone somebody who you haven't spoken to in a while.

Religion

- Grow in Love

Theme 9: The Pilgrim Church | Lesson 2

Our Lady of Guadalupe p.79-81

SESE Weds. 3rd June – Weds. 17th June

Science · Science Quest

1. Ch. 18 "Flower Press" p. 74-76 (This experiment has a two week wait for results)
2. Ch. 19 "Water Pressure" p. 77-80

Geography · Geography All Around Me

Ch. 24 "Welcome to Brazil!" p.96-99

History · History All Around Me

1. Ch. 22 "The Maid Of Orléans" p.85-88
2. Ch. 25 "A Century of Fashion" p.98-101

Arts Subjects 3rd June – 17th June

Art

Some options below based on work covered for you to choose from. Of course feel free to come up with your own art ideas also.

- Copy a map of Brazil from your atlas and mark in some of its cities and bordering countries. Decorate your page with drawings of some of Brazil's products. Use the information you read about in Sneak Thieves and Geography All Around Us to choose your drawings.
- Choose a creature that is found in The Amazon Rainforest and design a poster on it. Draw the animal and surround it with some of the most interesting facts you found out about it.

Fashion

- Design of suit of armour for Joan of Arc.
- Draw a timeline displaying how your clothes have changed over the years. Use old photos of yourself to help and inform you.

Drama

Get creative with your clothes and have a fashion show.

1. Have fun representing different decades and different family members or family friends.
2. Choose your favourite decade and hold a fashion show based on that decade.
3. Or create your own fashion for the future.

Music

Explore and study music from the past number of decades. (Examples below)

Listen to the [musical elements*](#) within the music *How does the song make you feel, how does it make you want to move...*

Select suitable music to go along with your fashion show.

OR Just enjoy the music and dance like nobody is watching!

Music is for enjoyment!!!

Ask your parents, grandparents, aunts and uncles for their favourite music from the different decades.

*Pitch: How high or low the notes sound in the music

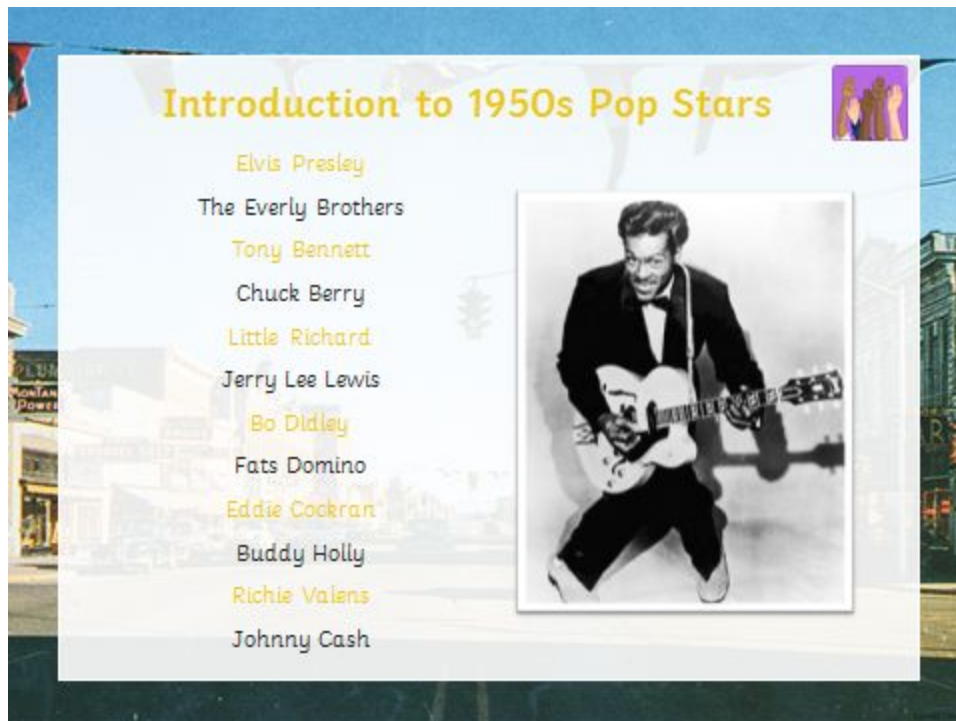
*Tempo: How fast or slow the music is

*Texture: The lovely sounds of melodies and harmonies

*Dynamics: How loud or quiet the music is

*Duration: How long or short the notes are

*Timbre: The sound of instruments or voices



Introduction to 1960s Pop Stars



The Beatles
The Mamas and Papas
The Kinks
Simon and Garfunkel
Aretha Franklin
Elvis Presley
The Byrds
The Rolling Stones
The Supremes



Introduction to 1970s – Pop stars



Abba
Alice Cooper
David Bowie
Bay City Rollers
Elton John
Queen
Rod Stewart
Stevie Wonder
T. Rex
The Bee Gees
The Osmonds
Elvis Presley



Introduction to 1980s Pop Stars



Madonna
Michael Jackson
Bruce Springsteen
Prince
Duran Duran
Tina Turner
Wham!
Cyndi Lauper
Culture Club
Annie Lennox
Prince
The Cure
Queen
Kate Bush



Introduction to 1990s Pop Stars



Boyzone
Take That
Westlife
Spice Girls
Britney Spears
Backstreet Boys
Garth Brooks
Mariah Carey
Whitney Houston
Faith Hill
Jennifer Lopez
Aerosmith
Will Smith
Vanilla Ice



P.E

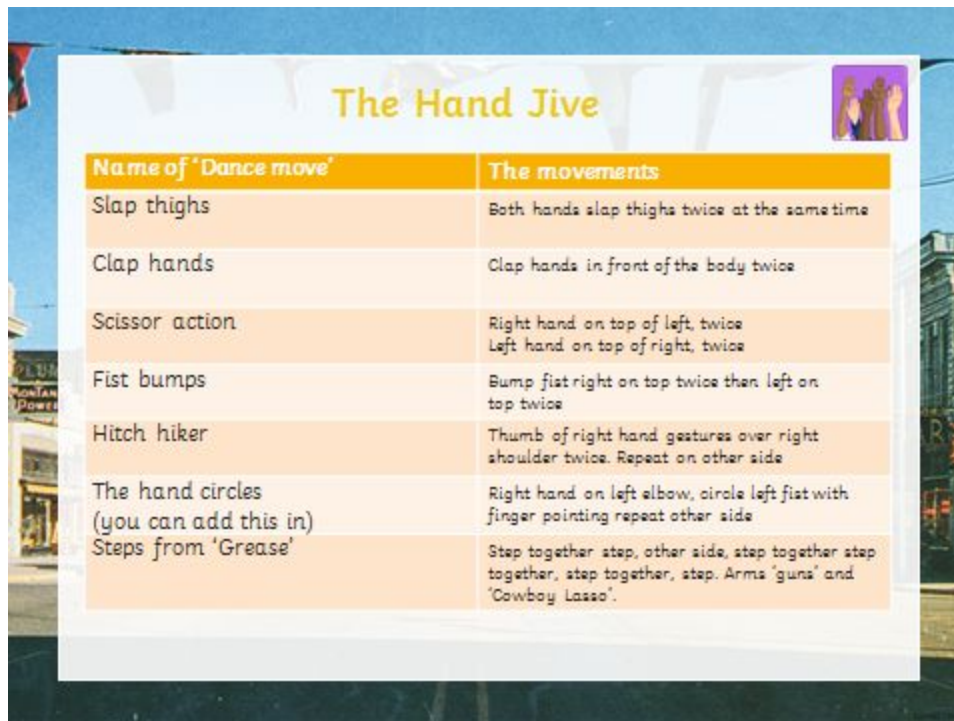
Create a dance to go with your favourite song from the past few decades.

Watch this Decades of Dance video on YouTube for inspiration

<https://www.youtube.com/watch?v=orw4EK4Wvcs>

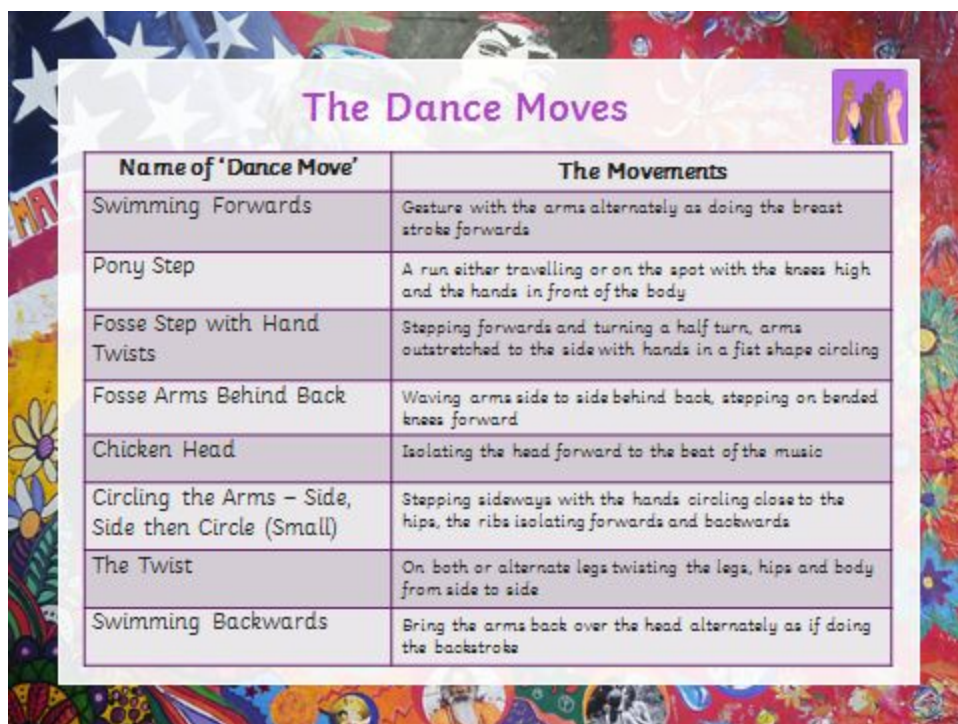
There are famous moves from each decade:

1950s: The Hand Jive <https://vimeo.com/205449872> (video guide to moves below)



Name of 'Dance move'	The movements
Slap thighs	Both hands slap thighs twice at the same time
Clap hands	Clap hands in front of the body twice
Scissor action	Right hand on top of left, twice Left hand on top of right, twice
Fist bumps	Bump fist right on top twice then left on top twice
Hitch hiker	Thumb of right hand gestures over right shoulder twice. Repeat on other side
The hand circles (you can add this in)	Right hand on left elbow, circle left fist with finger pointing repeat other side
Steps from 'Grease'	Step together step, other side, step together step together, step together, step. Arms 'guns' and 'Cowboy Lasso'.

1960s: <https://vimeo.com/204336221> (video guide to moves below)



The Dance Moves

Name of 'Dance Move'	The Movements
Swimming Forwards	Gesture with the arms alternately as doing the breast stroke forwards
Pony Step	A run either travelling or on the spot with the knees high and the hands in front of the body
Fosse Step with Hand Twists	Stepping forwards and turning a half turn, arms outstretched to the side with hands in a fist shape circling
Fosse Arms Behind Back	Waving arms side to side behind back, stepping on bended knees forward
Chicken Head	Isolating the head forward to the beat of the music
Circling the Arms – Side, Side then Circle (Small)	Stepping sideways with the hands circling close to the hips, the ribs isolating forwards and backwards
The Twist	On both or alternate legs twisting the legs, hips and body from side to side
Swimming Backwards	Bring the arms back over the head alternately as if doing the backstroke

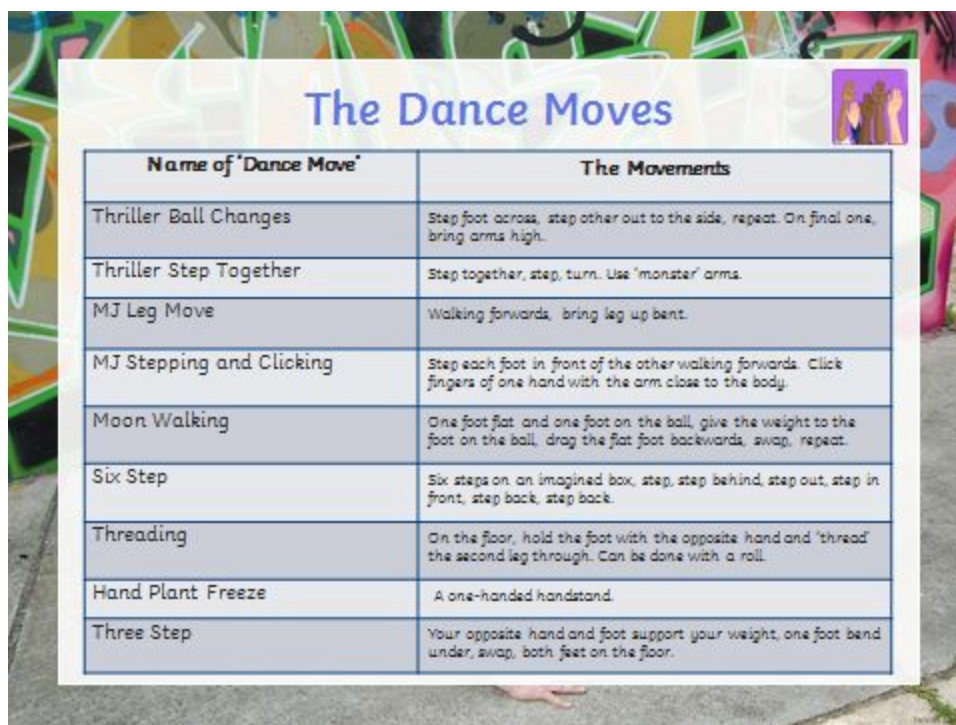
1970s <https://vimeo.com/203818084> (video guide to moves below)



The Dance Moves

Name of 'Dance Move'	The Movements
The Hustle (backwards and forwards)	Step back Right, Left, Right together. Step forwards Left, Right, Left together
Bus Stop – turn with clap	Step turning. Right, Left, Right together and clap. Other side.
John Travolta arms	Right arm up Right diagonally and back down to Left low diagonal
Rolling Hands	With fists roll the hands around each other
Funky Chicken	Hands close to body arms bent up
Steps to Turn	Leg gesture forward, back, side then jump to face new direction
Grape Vine – sideways	Step Right, Left behind, Right and jump feet together
Snake Arms	Clasp hands together, undulate through arms

1980s: <https://vimeo.com/205103882> (video guide to moves below)



Name of 'Dance Move'	The Movements
Thriller Ball Changes	Step foot across, step other out to the side, repeat. On final one, bring arms high.
Thriller Step Together	Step together, step, turn. Use 'monster' arms.
MJ Leg Move	Walking forwards, bring leg up bent.
MJ Stepping and Clicking	Step each foot in front of the other walking forwards. Click fingers of one hand with the arm close to the body.
Moon Walking	One foot flat and one foot on the ball, give the weight to the foot on the ball, drag the flat foot backwards, swap, repeat.
Six Step	Six steps on an imagined box, step, step behind, step out, step in front, step back, step back.
Threading	On the floor, hold the foot with the opposite hand and 'thread' the second leg through. Can be done with a roll.
Hand Plant Freeze	A one-handed handstand.
Three Step	Your opposite hand and foot support your weight, one foot bend under, swap, both feet on the floor.

One of the most famous dances from the 90s performed by NTV from GoNoodle
<https://www.youtube.com/watch?v=RbzcLzMPyIg>

- Workout: 10 rounds of the following exercises. 1st round do 10 reps of each exercise, 2nd round do 9 reps of each exercise, 3rd round do 8 reps of each exercise, 4th round do 7 reps of each exercise and so on. On your 10th round you will only be doing 1 rep of each exercise.
 1. Squats
 2. Sit ups
 3. Jumping Jacks
 4. Shoulder Taps
 5. Forward and Back Jumping Over Hurley
- Go Noodle: Category – Guided Dance
- Yoga: Cosmic Kids Yoga <https://www.youtube.com/user/CosmicKidsYoga>